




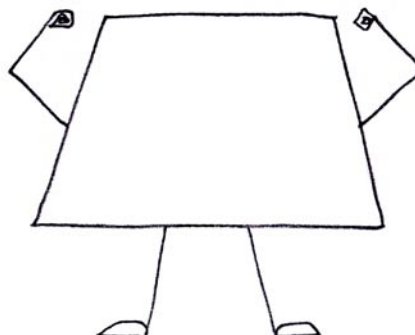
# Draw Trapezoid

## Six simple steps


1. Draw two lines. One short, one long.




4. Add arms and hands.



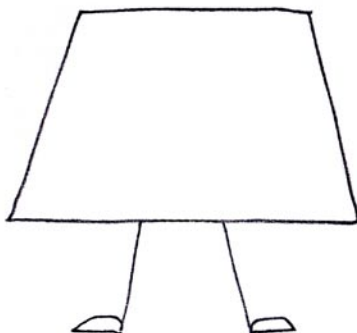
2. Connect the lines to make the sides.





5. Add a face. How does Trapezoid feel?



3. Add legs and feet.



6. Don't forget Trapezoid's bow tie!



**A TRAPEZOID IS NOT A DINOSAUR!**

By Suzanne Morris

Published by Charlesbridge

© by Suzanne Morris

Subscribe to [www.suzannemorrisart.com](http://www.suzannemorrisart.com) for more free activities.

  
suzannemorrisart.com